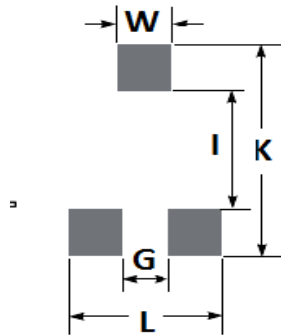


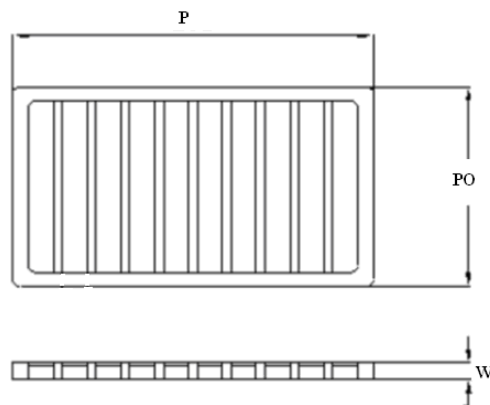
# SPECIFICATION FOR APPROVAL

PAD LAYOUT: (UNIT: mm)

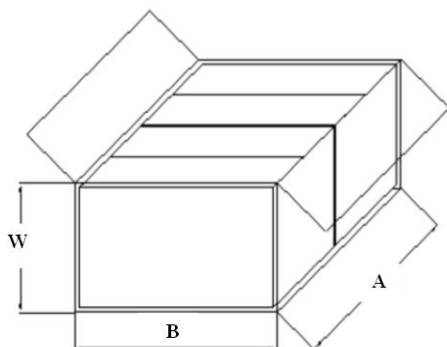


ITEM	G (Ref)	I (Ref)	K (Ref)	L (Ref)	W (Ref)
SER2014	4.0	13.0	23.0	14.0	5.00
SER2918	4.8	16.6	21.9	15.6	6.35

PACKAGING QUANTITY: (UNIT: mm)



TYPE	P(Ref)	P0(Ref)	W(Ref)	BULK	PCS / BOX
SER2817	360	300	20	v	1000
SER2915	360	300	20	v	1000
SER2918	360	300	20	v	1000



TYPE	A(Ref)	B(Ref)	W(Ref)
SER2817	390	330	240
SER2915	390	330	240
SER2918	390	330	240

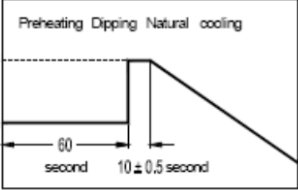
CORE MASTER ENTERPRISE CO., LTD.

<http://www.coremaster.com.tw>



# SPECIFICATION FOR APPROVAL

## RELIABILITY AND TEST CONDITIONS:

Item	Performance	Test Condition															
Operating Temperature	-40~+125°C																
Rated Current	Refer to standard electrical characteristics list.																
Temperature Rise Test	40°C max. ( $\Delta t$ )																
Solder heat Resistance	Appearance: No significant abnormality. Inductance change: Within $\pm 30\%$ .	Preheat: 150°C, 60sec. Solder : H63A Solder temperature: 260+0-5°C Flux: rosin Dip time: 10 $\pm$ 0.5sec. <div style="text-align: right;">  </div>															
Thermal shock		Condition for 1 cycle Step1: -25 $\pm$ 2°C 30 $\pm$ 3 min. Step2: Room temperature 15 min. Step3: +85 $\pm$ 5°C 30 $\pm$ 3 min. Step4: Room temperature 15 min. Number of cycles: 50 <table border="1" style="margin-left: auto; margin-right: auto; border-collapse: collapse;"> <thead> <tr> <th style="text-align: center;">Phase</th> <th style="text-align: center;">Temperature(°C)</th> <th style="text-align: center;">Time(min)</th> </tr> </thead> <tbody> <tr> <td style="text-align: center;">1</td> <td style="text-align: center;">-25<math>\pm</math>2°C</td> <td style="text-align: center;">30<math>\pm</math>3</td> </tr> <tr> <td style="text-align: center;">2</td> <td style="text-align: center;">Room Temp.</td> <td style="text-align: center;">15</td> </tr> <tr> <td style="text-align: center;">3</td> <td style="text-align: center;">+85<math>\pm</math>2°C</td> <td style="text-align: center;">30<math>\pm</math>3</td> </tr> <tr> <td style="text-align: center;">4</td> <td style="text-align: center;">Room Temp.</td> <td style="text-align: center;">15</td> </tr> </tbody> </table>	Phase	Temperature(°C)	Time(min)	1	-25 $\pm$ 2°C	30 $\pm$ 3	2	Room Temp.	15	3	+85 $\pm$ 2°C	30 $\pm$ 3	4	Room Temp.	15
Phase	Temperature(°C)	Time(min)															
1	-25 $\pm$ 2°C	30 $\pm$ 3															
2	Room Temp.	15															
3	+85 $\pm$ 2°C	30 $\pm$ 3															
4	Room Temp.	15															
Humidity Resistance Test	Appearance: no damage Inductance: within $\pm 30\%$ of initial value.	Measured: 50 times Temperature: 40 $\pm$ 2°C. Applied current: rated current. Duration: 500 hrs. Humidity: 90~95%															
High Temperature Resistance Test		Temperature: 85 $\pm$ 2°C. Applied current: rated current. Duration: 500 hrs.															